

Sonoma County Disaster-Funder Survey Results

Submitted by



Executive Summary

Fifteen philanthropic entities focused on providing financial assistance to Sonoma County communities impacted by the recent wildfires were invited to participate in an online survey. The purpose of the survey was to gather information from funders who have allocated or intend to allocate resources to address immediate and/or long-term community needs related to the recent wildfires.

Survey highlights include:

- The majority of survey respondents (11 of 14) are either actively making grants or planning a grant program specifically focused on disaster relief, recovery and/or rebuilding in Sonoma County.
- Although there is some uncertainty about how much disaster-focused funding will be available and the timing for funding allocations, 81% of survey respondents with disaster-focused program have determined funding levels for 2017 and over half of survey respondents with disaster-focused program have determined funding levels for 2018. Two survey respondents each plan to allocate over \$5 million in 2018.
- Of the five survey respondents that are in the process of planning their disaster-focused grant program, three will announce their funding priorities by January 1, 2018.
- Half of the survey respondents anticipate their organization will continue to contribute to rebuilding efforts beyond 2019.
- Over 70% of survey respondents want further information related to opportunities for co-funding, collaboration and/or matching resources from other funders, data on the immediate and/or long-term needs of specific populations/communities, and data on the impact of the fires on the local workforce and/or economy.

Table 1 provides an overview of four different funding parameters and survey respondents' level of priority for each parameter.

Table 1: Summary of funding parameters by priority level

| Funding Parameters | High priority (majority of survey responses) | Not a priority (no survey responses) |
|-------------------------------|--|---|
| Type of Entity | <ul style="list-style-type: none"> • Nonprofits • Individuals • Public agencies | <ul style="list-style-type: none"> • Hospitals |
| Type of Support | <ul style="list-style-type: none"> • General operating support • Nonprofit capacity building • Cash to individuals • Project-specific grants | <ul style="list-style-type: none"> • Loans |
| Specific Populations | <ul style="list-style-type: none"> • People who lost their homes as a result of the fires • Children and youth • Undocumented immigrants | <ul style="list-style-type: none"> • Artists |
| Types of Services or Programs | <ul style="list-style-type: none"> • Case management/care coordination • Behavioral health services • Shelter and/or temporary housing | <ul style="list-style-type: none"> • Elder care services • Arts and cultural programs |

The philanthropic community supporting disaster relief, recovery, and rebuilding in Sonoma County includes a diverse mix of organizations with varying priorities and funding parameters. The funder survey results provide a high-level overview of similarities and differences among the philanthropic community. In addition, the results illuminate potential resources gaps and opportunities for funders to leverage resources.

Background

In October 2017, wildfires devastated northern California. The philanthropic community in Sonoma County acted quickly by providing funds to support a wide range of relief efforts, and recognized there would be a need for additional long-term sustained support for recovery and rebuilding efforts.

Fifteen philanthropic entities focused on providing financial assistance to Sonoma County communities impacted by the recent wildfires were invited to participate in an online survey between November 9, 2017 and November 15, 2017. A list of organizations invited to participate in the survey and the survey instrument are included in the Appendix.

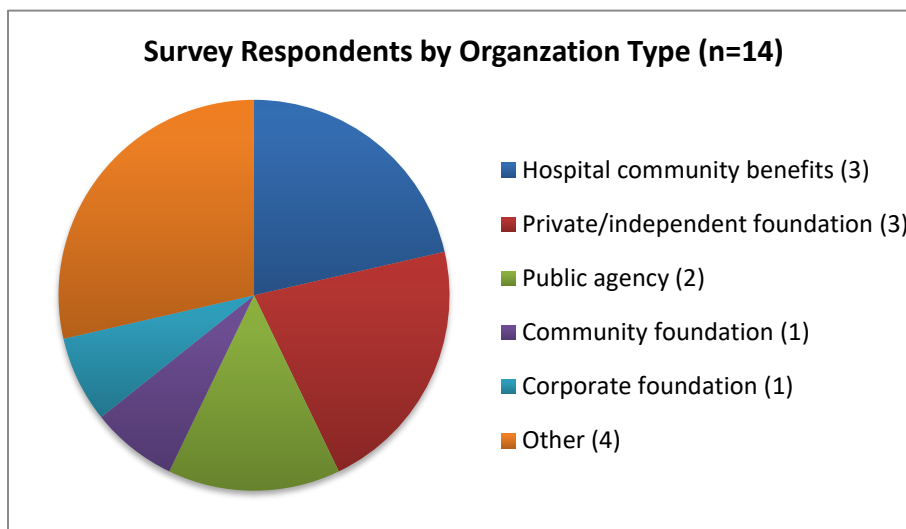
Survey participants were informed that the purpose of the survey was to gather information from funders who have allocated or intend to allocate resources to address immediate and/or long-term community needs related to the recent wildfires. Information would be shared in the aggregate; individual organization responses would be kept confidential.

Description of Survey Participants

There was a 93 percent response rate (14 of 15 organizations invited to participate in the survey provided responses).

Survey respondents represented different types of philanthropic and non-profit organizations providing disaster-focused support in Sonoma County (see Chart 1).

Chart 1: Survey responses to the question: What category best describes your organization?



The four survey respondents who indicated their organization type as ‘Other’ could be categorized as non-profit organizations (which was not a survey response option to this question).

11 of the 14 survey respondents indicated their organization is either **actively** making grants/dispersing money to address disaster relief, recovery and/or rebuilding efforts or **planning** to develop disaster-focused funding priorities.

Three respondents indicated their organization was not planning to create a disaster-focused program or initiative but by maintaining their current funding priorities, their organization would inevitably support communities impacted by the fires (see Table 2).

Table 2: Responses to the question: Does your organization currently have a specific initiative or program to address disaster relief, recovery, and/or rebuilding?

| Survey Response | Number of Responses |
|---|---------------------|
| Yes, we have an established disaster-focused funding initiative or program and we are ACTIVELY making grants/dispersing money. ¹ | 6 |
| Yes, we established a disaster-focused funding initiative or program, however we have NOT fully developed our funding priorities or giving strategy yet. ² | 5 |
| No, and we do NOT plan to create a disaster-focused initiative or program. ³ | 3 |
| Total | 14 |

¹ Includes one ‘Other’ response with additional responses related to what the organization is **currently** funding.

² Includes one ‘Other’ response with additional responses related to what the organization **planned** to fund.

³ Includes two ‘Other’ responses with an explanation that the organization is providing support in the community but not specifically dedicated to disaster-focused issues.

Funding Levels and Timeline

Six of the 14 survey respondents indicated their organizations are **actively** making grants and five other survey respondents indicated their organizations was **planning** to create a disaster-focused funding program or initiative.

Of the five survey respondents in the **planning** process, three anticipate announcing their organization’s priorities by January 1, 2018. One respondent reported an anticipated announcement date by July 1, 2018 and another respondent indicated the announcement date is to be determined.

Table 3 provides an overview of funding levels specifically focused on disaster-related issues in Sonoma County and the timeline for funding allocations. 81% of survey respondents with disaster-focused program (9 of 11) have determined funding levels for 2017. Over half of survey respondents with disaster-focused program (7 of 11) have determined funding levels for 2018. Two survey respondents each plan to allocate over \$5 million in 2018.

Table 3: Responses to the question: How much money has your organization already provided/plan to provide to disaster relief, recovery, and/or rebuilding in Sonoma County?

| Amount of funds | # of respondents who have already given funds | # of respondents who intend to give funds by December 31, 2017 | # of respondents who intend to give funds by December 31, 2018 |
|----------------------------|---|--|--|
| Less than \$100,000 | 3 | 3 | -- |
| \$100,000 to \$500,000 | 1 | 3 | 1 |
| \$500,000 to \$1 million | | | 1 |
| \$1 million to \$5 million | 2 | 3 | 3 |
| Over \$5 million | -- | -- | 2 |
| To be determined | -- | 2 | 4 |
| Total | 6 | 11 | 11 |

Type of Entity

There is a range of entities eligible for funding by survey respondents actively providing support and those planning to provide support. The majority of survey respondents reported actively supporting or planning to support the following types of entities:

- Nonprofits
- Individuals
- Public agencies

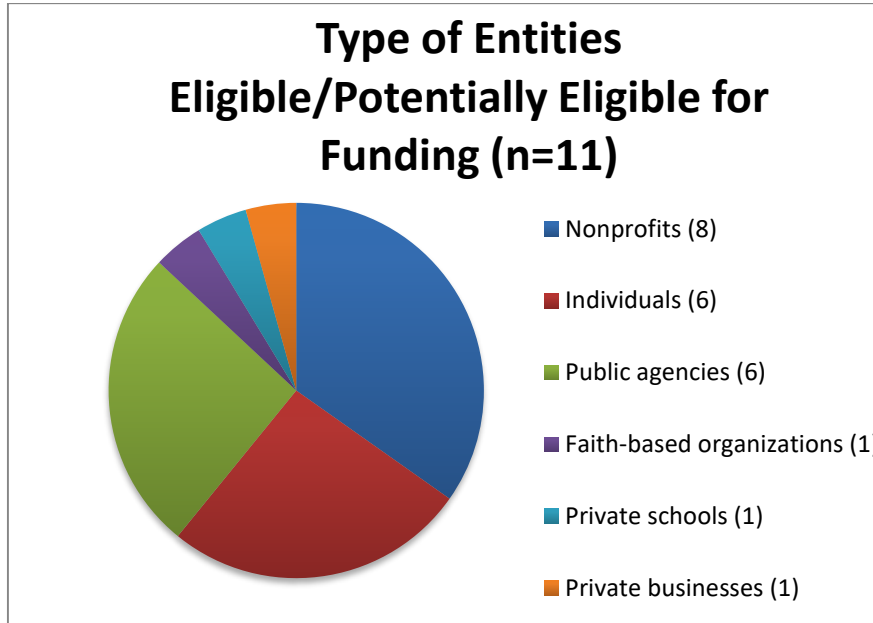
Hospitals were the only entity listed as an answer choice not selected by survey respondents.

Chart 2 demonstrates the types of entities that survey respondents are actively supporting or planning to support with disaster-focused funding in Sonoma County.

In the 'Other' field some survey respondents provided more specific information related to the types of entities they are supporting or plan to support, including:

- Undocumented individuals
- Synagogues
- Employees of grantee organizations
- Legal service organizations
- Nonprofits supporting health and community well-being
- Nonprofits supporting small business sustainability
- Family childcare providers

Chart 2: Survey responses to the question: What types of entities in Sonoma County are eligible/do you anticipate will be eligible for disaster-focused funding from your organization? (Check all that apply.)



Type of Support

Survey respondents reported a variety of strategies for allocating financial resources to address disaster relief, recovery, and rebuilding in Sonoma County (see Table 5).

Over half of the survey respondents are actively providing support or planning to provide support in the form of:

- General operations support grants
- Nonprofit capacity building support
- Cash to individuals
- Project specific grants

Sixty-three percent of all survey respondents with disaster-focused funding are actively providing or planning to provide general operating support.

In addition, 63% of survey respondents are actively providing or planning to provide capacity-building support for nonprofits.⁴

Fewer survey respondents indicated support in the form of:

- Community organizing
- Legal consultation
- Public policy advocacy
- Scholarships

None of the survey respondents are or are planning to provide loans to support disaster-focused relief, recovery and/or rebuilding efforts. However, one survey respondent noted in the “Other” field that their organization would support capital investments.

Table 4 demonstrates a shift in types of grants that may occur in the future. Four of the six survey respondents actively engaged in providing support are providing cash to individuals. However, only two of the five survey respondents planning disaster-focused programs anticipate providing cash to individuals.

⁴ General operating support is defined as “a grant in support of a nonprofit organization’s mission rather than specific projects or programs. General operating support is the working capital nonprofits need to sustain their day-to-day operations. A lack of working capital can prevent organizations from meeting basic operational needs, like payroll and rent.” *What is general operating support and why is it important?* Grantmakers for Effective Organizations. <https://www.geofunders.org/resources/what-is-general-operating-support-and-why-is-it-important-678>

Table 4: Responses to the question: What type of grants or donations does your organization provide with disaster-focused funds in Sonoma County? (Check all that apply.)

| Types of Support | # of responses from active funders (n=6) | # of responses from potential funders (n=5) | Total # of active funders and potential funders (n=11) |
|----------------------------------|---|--|---|
| General operating support grants | 3 | 4 | 7 |
| Nonprofit capacity building | 2 | 5 | 7 |
| Cash to individuals | 4 | 2 | 6 |
| Project specific grants | 1 | 5 | 6 |
| Community organizing | 1 | 4 | 5 |
| Legal consultation/support | -- | 2 | 2 |
| Public policy advocacy | -- | 2 | 2 |
| Scholarships | -- | 1 | 1 |
| Loans | -- | -- | -- |

Type of Services or Programs

Ten⁵ of the eleven survey respondents that are actively supporting or planning to support relief, recovery, and/or rebuilding in Sonoma County reported allocating funds toward a wide range of services and programs (see Table 5).

⁵ One survey respondent actively providing disaster-focused funds responded 'Not Applicable' to the question regarding they types of services and programs that are prioritized for funding.

The majority of survey respondents reported supporting or planning to support the following services or programs:

- Case management/care coordination
- Behavioral health services
- Shelter and/or temporary housing

Disaster-related community advocacy is/will be supported by 40% of survey respondents.

Thirty-percent of survey respondents are supporting or plan to support the following services or programs:

- Housing preservation
- Medical care
- Data collection/research
- Legal services
- Transportation

None of the survey respondents have prioritized or are planning to prioritize elder care services or arts and cultural programs with their disaster-focused funding.

Survey respondents provided the following comments in the 'Other' field:

- Continuity of population-specific, social services (students, childcare, elder care, legal services, etc.)
- Funding will depend on needs and gaps
- We are providing fire relief to children, individuals and families by giving direct aid to them or their landlords. The funding is fire relief for lost housing, wages and jobs, tools etc. We are also seeking separate funding for a staff position to coordinate all the activities related to dispersement of this aid, referrals for other support and services.
- Cash grants for emergency needs for employees who lost homes
- Perhaps others, as needs emerge
- Combination of current + future

Table 5: All responses to the question: What type of services or programs are supported/may be supported by your organization’s disaster-focused funds in Sonoma County? (Check all that apply)

| Type of Services or Programs | # of responses from active funders (n=5) | # of responses from potential funders (n=5) | Total # of active funders and potential funders (n=10) |
|-------------------------------------|---|--|---|
| Case management/care coordination | 3 | 5 | 8 |
| Behavioral health services | 2 | 5 | 7 |
| Shelter and/or temporary housing | 3 | 3 | 6 |
| Community advocacy | 1 | 3 | 4 |
| Housing preservation | 2 | 1 | 3 |
| Medical care | 1 | 2 | 3 |
| Data collection/research | 1 | 2 | 3 |
| Legal services | 2 | 1 | 3 |
| Transportation | 2 | 1 | 3 |
| Community design/development | -- | 2 | 2 |
| Childcare | -- | 2 | 2 |
| Food security/distribution | 2 | 2 | 2 |
| Disaster preparedness | 1 | 1 | 2 |
| Housing production | 1 | 1 | 2 |
| Environmental cleanup | -- | 2 | 2 |
| Workforce development | -- | 1 | 1 |
| Animal welfare | -- | 1 | 1 |
| Elder care | -- | -- | -- |
| Arts and cultural programs | -- | -- | -- |

Specific Populations

Survey respondents reported actively supporting or planning to support specific populations in Sonoma County (see Table 6).

The majority of all survey respondents reported their organization’s funding would MOSTLY impact the following specific populations:

- People who lost their homes as a result of the fires
- Children and youth
- Undocumented immigrants

Artists were the only specific population not prioritized by survey respondents.

Table 6: All responses to the question: Which populations in Sonoma County does your disaster-focused funding MOSTLY impact/intend to impact? (Check all that apply.)

| Specific Populations | # of responses from active funders (n=6) | # of responses from potential funders (n=5) | Total # of active funders and potential funders (n=11) |
|--|--|---|--|
| People who lost their homes as a result of the fires | 4 | 4 | 8 |
| Children and youth | 1 | 5 | 6 |
| Undocumented immigrants | 3 | 3 | 6 |
| Underrepresented racial/ethnic groups | 2 | 3 | 5 |
| Uninsured/underinsured | 2 | 2 | 4 |
| Seniors | 1 | 2 | 3 |
| English Language Learners | 1 | 1 | 2 |
| Women | 1 | 1 | 2 |
| People who were homeless prior to the fires | 1 | 1 | 2 |
| General population | 1 | 1 | 2 |
| Veterans | 1 | -- | 1 |
| LGBTQI | 1 | -- | 1 |
| Persons with disabilities | 1 | -- | 1 |
| Small business owners | 1 | -- | 1 |
| First responders | -- | 1 | 1 |
| Artists | -- | -- | -- |

Survey respondents provided the following comments in the ‘Other’ field:

- Low-income populations
- Jewish community
- Parents, providers of child/family services, preschool providers
- Populations enduring economic hardship as a direct result of the North Bay fires

While it appears there is an intention to support a diverse mix of people, it is unclear how much funding will be allocated to specific populations. For example, one survey respondent actively dispersing grants aims to impact 12 specific populations with less than \$100,000 given out by the end of 2017 and an undetermined amount to be given out by end of 2018.

There are six funders who are actively or planning to provide more than \$1 million this year and/or next year. The specific population the survey respondents’ support is most likely to impact is presented in Table 7. The specific population that may be prioritized by large funders aligns with the specific populations prioritized by the majority of all survey respondents.

Table 7: Large funder responses to the question: Which populations in Sonoma County does your disaster-focused funding MOSTLY impact/intend to impact? (Check all that apply.)

| Specific Populations | # of responses from large funders (n=6) |
|--|--|
| People who lost their homes as a result of the fires | 4 |
| Children and youth | 3 |
| Undocumented immigrants | 3 |
| Underrepresented racial/ethnic groups | 2 |
| Seniors | 2 |
| Uninsured/underinsured | 2 |
| People who were homeless prior to the fires | 1 |
| Small business owners | 1 |
| First responders | 1 |
| General population | 1 |
| Women | 1 |

Large funder survey respondents provided the following comments in the ‘Other’ field:

- Low-income populations
- Parents, providers of child/family services, preschool providers
- Populations enduring economic hardship as a direct result of the North Bay fires

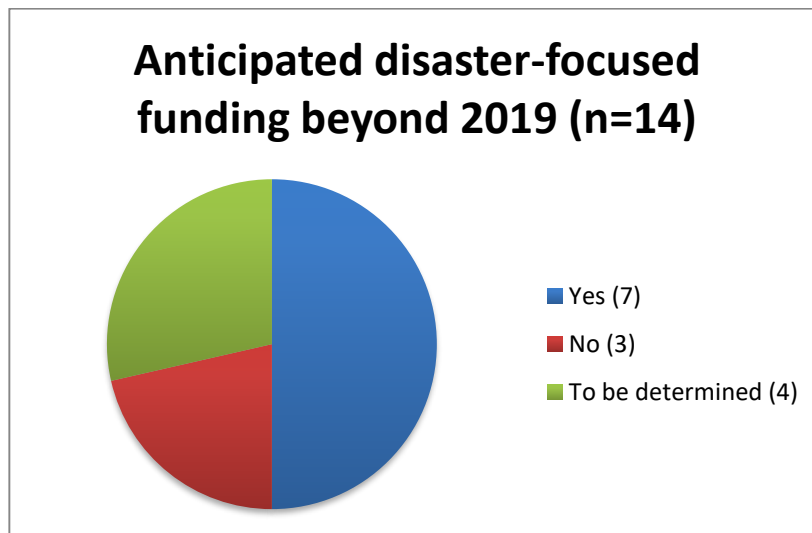
The following specific populations were not chosen as populations most likely to be impacted by current or future funding among large funders:

- Artists
- English Language Learners
- Veterans
- Lesbian, Gay, Bisexual, Transgender, Queer, or Intersex
- Persons with disabilities

Sustainability

Half of the survey respondents anticipate their organization will continue to contribute to rebuilding efforts beyond 2019. Four survey respondents are not sure if their organization will continue funding beyond 2019 and 3 survey respondents reported their organization would not continue contributions beyond 2019 (see Chart 3).

Chart 3: Survey responses to the question: Do you anticipate your organization will contribute to rebuilding efforts beyond 2019?



Two of the five survey respondents that intend to allocate \$1 million or more this year and/or next year indicated their organization would continue providing disaster-focused support in Sonoma County beyond 2019. Another two large funders indicated their organization would *not* provide funds beyond 2019. One large funder has yet to determine whether or not their organization will provide funds beyond 2019.

Additional Information

As highlighted in Table 8, the majority of survey respondents want to obtain the following information to inform their future disaster-focused funding decisions:

- Opportunities to co-fund, collaborate, and/or match resources from other funders
- Data on the immediate and/or long-term needs of specific populations/communities
- Data on the impact of the fires on the local workforce and/or economy
- Data on the impact of the housing stock and/or homelessness
- Opportunities to learn from and engage traditionally marginalized community members (i.e. undocumented immigrants, single parents, low-income individuals, people of color, etc.) in planning and rebuilding efforts

Survey respondents also suggested additional data in the 'Other' field:

- Data on the immediate and long-term legal needs those affected by fires
- Data specific to the needs of workforce and residents of the northern region

Table 8: All responses to question: What additional information does your organization MOST want/need to inform your future disaster-focused funding decisions? Check all that apply.

| Type of Information | # of responses from all survey respondents (n=14) |
|--|---|
| Opportunities to co-fund, collaborate, and/or match resources from other funders | 13 |
| Data on the immediate and/or long-term needs of specific populations/communities | 12 |
| Data on the impact of the fires on the local workforce and/or economy | 10 |
| Data on the impact of the housing stock and/or homelessness | 8 |
| Opportunities to learn from and engage traditionally marginalized community members in planning and rebuilding efforts | 8 |
| Data on the impact of the fires on the health care system/providers | 6 |
| Data on the impact of the fires on the environment | 5 |
| I am not sure what data is needed | 1 |
| Periodic updates from other funders on the resources they are providing and the remaining gaps to fill | 0 |

Conclusion

The philanthropic community supporting disaster relief, recovery, and rebuilding in Sonoma County includes a diverse mix of organizations with varying priorities and funding parameters. The funder survey results provide a high-level overview of similarities and differences among the philanthropic community. In addition, the results illuminate potential resources gaps and opportunities for funders to leverage resources.

Appendix

Organizations Invited to Participate in Survey

1. California Bar Foundation
2. First 5 Sonoma County
3. Healthcare Foundation Northern Sonoma County
4. Jewish Community Federation and Endowment Fund
5. John Jordan Foundation
6. Kaiser Permanente Community Benefits
7. Latino Community Foundation
8. NorthBay Organizing Project/UndocuFund
9. Redwood Credit Union Community Fund Inc.
10. Santa Rosa Violence Prevention Partnership
11. Sonoma County Community Foundation
12. St. Joseph Health
13. Sutter Medical Center of Santa Rosa
14. Tipping Point
15. United Way of the Wine Country

Funder Survey

Introduction

Thank you for taking a few moments to complete this survey. The purpose of this survey is to gather information from funders who have allocated or intent to allocate resources to address immediate and/or long-term community needs related to the recent wildfires. Information will be shared in the aggregate; individual foundation responses will be kept confidential and not shared. The intention of sharing aggregated data is to provide an overview of the collective philanthropic contributions made to support relief, recovery, and rebuilding.

Please only submit one survey per organization.

The deadline to complete the survey is the end of the day November 14, 2017.

1. Name of Organization _____

2. Please choose one answer that best describes your organization:

- Community foundation
- Corporate foundation
- Family foundation
- Financial institution
- Foundation support organization
- Hospital community benefits
- Private/independent foundation
- Public agency
- Other

3. Does your organization currently have a specific initiative or program to address disaster relief, recovery, and/or rebuilding?

- Yes, we have an established disaster-focused funding initiative or program and we are actively making grants/dispersing money (see question #4 below, [page 3](#))
- Yes, we established a disaster-focused funding initiative or program, however we have not fully developed our funding priorities or giving strategy [yet \(skip to page 6\)](#)
- No, however we intend to create a disaster-focused initiative or program [\(skip to page 6\)](#)
- No, and we do not plan to [create one \(skip to page 9\)](#)
- I don't know [\(skip to page 9\)](#)

4. If yes...

What is the name of the initiative or program?

How much money has your organization already provided to disaster relief, recovery, and/or rebuilding **in Sonoma County** since the wildfires?

0

Less than \$100,000

\$100,000 to \$500,000

\$500,000 to \$1 million

\$1 million to \$5 million

Over \$5 million

Comment

How much money do you anticipate your organization will give out with the purpose of disaster relief, recovery, and/or rebuilding **in Sonoma County** in total by December 31, 2017? Please provide the TOTAL amount your organization has already given to date AND the amount you anticipate giving by the end of the year.

0

Less than \$100,000

\$100,000 to \$500,000

\$500,000 to \$1 million

\$1 million to \$5 million

Over \$5 million

To be determined

Comment

How much money does your organization intend to give out with the purpose of disaster relief, recovery, and/or rebuilding **in Sonoma County** by December 31, 2018?

0

Less than \$100,000

\$100,000 to \$500,000

\$500,000 to \$1 million

\$1 million to \$5 million

Over \$5 million

To be determined

Comment

What types of entities in **Sonoma County** are eligible for disaster-focused funding from your organization? (Check all that apply)

Faith-based organizations

Nonprofit organizations

Public agencies (e.g. schools, community development, housing authority, etc.)

Private schools

Private businesses

Hospitals

Individuals

Not applicable

Other/Comment

What type of grants or donations does your organization provide with disaster-focused funds in **Sonoma County**? (Check all that apply)

Cash to individuals

Community organizing

General operating support grants

Legal consultation/support

Loans

Nonprofit capacity building

Project specific grants

Public policy advocacy

Scholarships

Not applicable

Other/Comment

What type of services or programs are supported by your organization's disaster-focused funds in **Sonoma County**? (Check all that apply)

Data collection/research

Community advocacy

Arts and cultural programs

Animal welfare

Food security/distribution

Shelter and/or temporary housing

Disaster preparedness

Medical care

Behavioral health services

Workforce development

Legal services

Case management/care coordination

Community design/development

Childcare

Elder care
Housing preservation
Housing production
Environmental cleanup
Transportation
Not applicable
Other/Comment

Which populations in Sonoma County does your disaster-focused funding mostly impact? (Check all that apply)

People who lost their homes as a result of the fires

Artists

Undocumented immigrants

Underrepresented racial/ethnic groups

Low English proficiency

Children and youth

Women

Seniors

Veterans

LGBTQI

Persons with disabilities

Uninsured/underinsured

People who were homeless prior to the fires

Small business owners

First responders

Not applicable

Other/Comment

4. If no or not yet...(response from question #4, page 2)

What is your timeline for announcing your organization's specific funding priorities or giving strategies for disaster-related funding **in Sonoma County**?

By January 1, 2018

By April 1, 2018

By July 1, 2018

By October 1, 2018

To be determined

Not applicable

Comment

How much money do you anticipate your organization will give out with the purpose of disaster relief, recovery, and/or rebuilding **in Sonoma County** in total by December 31, 2017? Please provide the TOTAL amount your organization has already given to date AND the amount you anticipate giving by the end of the year.

0

less than \$100,000

\$100,000 to \$500,000

\$500,000 to \$1 million

\$1 million to \$5 million

Over \$5 million

To be determined

Comment

What types of entities **in Sonoma County** do you anticipate will be eligible for disaster-focused funding from your organization? (Check all that apply)

Faith-based organization

Nonprofit organizations

Public agencies (e.g. schools, community development, housing authority, etc.)

Private schools

Private businesses

Hospitals

Individuals

To be determined

Other/Comment

What type of grants or donations do you anticipate providing in **Sonoma County** for disaster-focused funding from your organization? (Check all that apply)

- Cash to individuals
- Community organizing
- General operating support grants
- Legal consultation/support
- Loans
- Nonprofit capacity building
- Project specific grants
- Public policy advocacy
- Scholarships
- Not applicable
- To be determined
- Other/Comment

What type of services or programs do you anticipate supporting with your organization's disaster-focused funds in **Sonoma County**? (Check all that apply)

- Data collection/research
- Community advocacy
- Arts and cultural programs
- Animal welfare
- Food security/distribution
- Shelter and/or temporary housing
- Disaster preparedness
- Medical care
- Behavioral health services
- Workforce development
- Legal services
- Case management/care coordination
- Community design/development
- Childcare
- Elder care
- Housing preservation
- Housing production
- Environmental cleanup
- Transportation
- Not applicable
- Other/Comment

Which populations in Sonoma County will your organization's disaster-focused funding mostly likely impact? (Check all that apply)

People who lost their homes as a result of the fires

Artists

Undocumented immigrants

Underrepresented racial/ethnic groups

Low English proficiency

Children and youth

Women

Seniors

Veterans

LGBTQI

Persons with disabilities

Uninsured/underinsured

People who were homeless prior to the fires

Small business owners

First responders

Not applicable

Other/Comment

5. Do you anticipate your organization will contribute to rebuilding efforts beyond 2018?

Yes

No

To be determined

Comment

I COMBINED THE LAST TWO QUESTIONS (SEE BELOW) INTO ONE QUESTION.

6. What additional information does your organization MOST want/need in order to inform your future disaster-focused funding decisions? Check all that apply

- Data on the immediate and/or long-term needs of specific populations/communities
- Data on the impact of the fires on the health care system/providers
- Data on the impact of the fires on the local workforce and/or economy
- Data on the impact of the housing stock and/or homelessness
- Data on the impact of the fires on the environment
- Opportunities to co-fund, collaborate, and/or match resources from other funders
- Opportunities to learn from and engage traditionally marginalized community members (i.e. undocumented immigrants, single parents, low-income individuals, people of color, etc.) in planning and rebuilding efforts
- I am not sure what data is needed
- No additional data is needed
- Other/Comment

DELETED QUESTIONS – THEY WERE COMBINED INTO #6 ABOVE.

6. What information would you like from other funders that could help inform your future disaster-focused funding? (Choose top 3)

Data on the IMMEDIATE needs of specific populations/communities

Data on the LONG TERM needs of specific populations/communities

Opportunities to co-fund, collaborate, and/or match resources from other funders

Opportunities to learn from community leaders (e.g. nonprofit leaders, elected officials, business leaders, County staff)

Opportunities to learn from and engage traditionally marginalized community members (i.e. undocumented immigrants, single parents, low-income individuals, people of color, etc.) in planning and rebuilding efforts

I am not interested in more information from other funders

Other

Additional comments

7. If you would like to gather information from community leaders (e.g. nonprofits, FEMA, elected officials, business leaders, County staff, etc.) to inform your future disaster-focused funding, please rank the following types of information in order of helpfulness. (1=most helpful and 5= least helpful)

Data on the impact of the fires on individuals and families

Data on the impact of the fires on the health care system/providers

Data on the impact of the fires on the local workforce

Data on the impact of the fires on the local economy

Data on the housing stock

Investment strategies that will promote equity, rather than create more inequities/

Periodic updates from other funders on the resources they are providing and the remaining gaps to fill

To be determined

Other

Additional comment

8. Your name (Optional)

9. Your title (Optional)

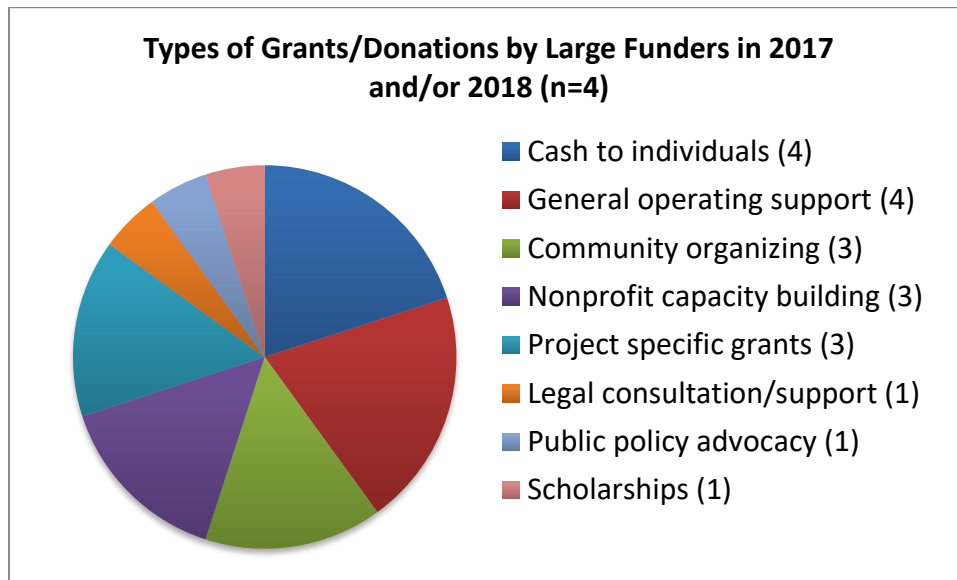
Table x: Number of Survey Respondents Who Are *Actively* Providing Grants/Donations by Amount of Funds and Timeframe for Future Dispersement.

| Amount of funds | # of respondents who have already given funds | # of respondents who intend to give funds by December 31, 2017 | # of respondents who intend to give funds by December 31, 2018 |
|----------------------------|--|---|---|
| Less than \$100,000 | 3 | 1 | -- |
| \$100,000 to \$500,000 | 1 | 2 | -- |
| \$500,000 to \$1 million | | | -- |
| \$1 million to \$5 million | 2 | 2 | 2 |
| Over \$5 million | | | 1 |
| To be determined | | 1 | 3 |
| Total | 6 | 6 | 6 |

Table 3: Number of Survey Respondents Who *Anticipate* Providing Grants/Donations by Amount of Funds and Timeframe for Future Dispersement.

| Amount of funds | # of respondents who intend to give funds by December 31, 2017 | # of respondents who intend to give funds by December 31, 2018 |
|----------------------------|---|---|
| Less than \$100,000 | 2 | -- |
| \$100,000 to \$500,000 | 1 | 1 |
| \$500,000 to \$1 million | -- | 1 |
| \$1 million to \$5 million | -- | 1 |
| Over \$5 million | 1 | 1 |
| To be determined | 1 | 1 |
| Total | 5 | 5 |

Four of the ____ survey respondents that anticipate providing \$1 million or more in support for disaster-related issues this year and next, will allocate resources a number of ways. The type of support the larger funders are providing and anticipate providing in 2017 and 2018 is represented in the chart below.



| Types of Entities Eligible for Funding | # of Responses from Funders Making Grants/Donations at or above \$1 million in 2017 and/or 2018 (n=5) |
|--|--|
| Faith-based organizations | 1 |
| Nonprofit organizations | 4 |
| Public agencies (e.g. schools, community development, housing authority, etc.) | 4 |
| Private schools | 1 |
| Private businesses | 1 |
| Hospitals | -- |
| Individuals | 3 |
| To be determined | 1 |
| Other | -- |

| Types of Services or Programs | # of Responses from Funders Making Grants/Donations at or above \$1 million in 2017 and/or 2018 (n=5) |
|--------------------------------------|--|
| Data collection/research | 2 |
| Community advocacy | 3 |
| Arts and cultural programs | -- |
| Animal welfare | 1 |
| Food security/distribution | 2 |
| Shelter and/or temporary housing | 2 |
| Disaster preparedness | 1 |
| Medical care | 1 |
| Behavioral health services | 4 |
| Workforce development | -- |
| Legal services | 1 |
| Case management/care coordination | 2 |
| Community design/development | 1 |
| Childcare | 1 |
| Elder care | -- |
| Housing preservation | 3 |
| Housing production | 1 |
| Environmental cleanup | 1 |
| Transportation | 3 |
| Not applicable | 1 |
| To be determined | 1 |
| Other/Comment | |

Table 3: Responses to the question: What types of entities in Sonoma County are eligible / or do you anticipate will be eligible for disaster-focused funding from your organization? (Check all that apply.)

| Types of Entities Eligible for Funding | # of responses from Active Funders (n=6) | # of responses from Potential Funders (n=5) | Total # of active funders and potential funders (n=11) |
|---|---|--|---|
| Faith-based organizations | 0 | 1 | 1 |
| Nonprofit organizations | 3 | 5 | 8 |
| Public agencies | 2 | 4 | 6 |
| Private schools | 0 | 1 | 1 |
| Private businesses | 1 | 0 | 1 |
| Hospitals | 0 | 0 | 0 |
| Individuals | 4 | 2 | 6 |
| Other | -- | Child Care Providers | Child Care providers |

- Most survey respondents are supporting or plan to support non-profits, individuals, and/or public agencies. None of the survey respondents indicated an intention to provide support to hospitals.
- None of the survey respondents reported providing loans (or intending to provide loans) to support disaster-focused relief, recovery and/or rebuilding efforts. However, one survey respondent noted in the 'Other' field that their organization would support capital investments.
- Sixty-three percent of all survey respondents with disaster-focused funding are actively providing or planning to provide general operating support. In addition, 63% of survey respondents are actively providing or planning to provide capacity-building support for nonprofits.
- The majority of all survey respondents with disaster-focused are actively supporting or planning to support efforts that would mostly impact people who lost their homes as a result of the fires, children and youth, and undocumented immigrants.
- The majority of survey respondents reported supporting or planning to support case management/care coordination, behavioral health services, and shelter and/or temporary housing.
- None of the survey respondents are or plan to prioritize elder care services or arts and cultural programs with their disaster-focused funding.